



Customer:		Supplier:	IFS Factory	Inspector:	Kenny
P/O NO.:		Lot Qty:	415	QC Qty:	50
Drawing no.		P/Name:	Frame	QC Date:	2008-1-30

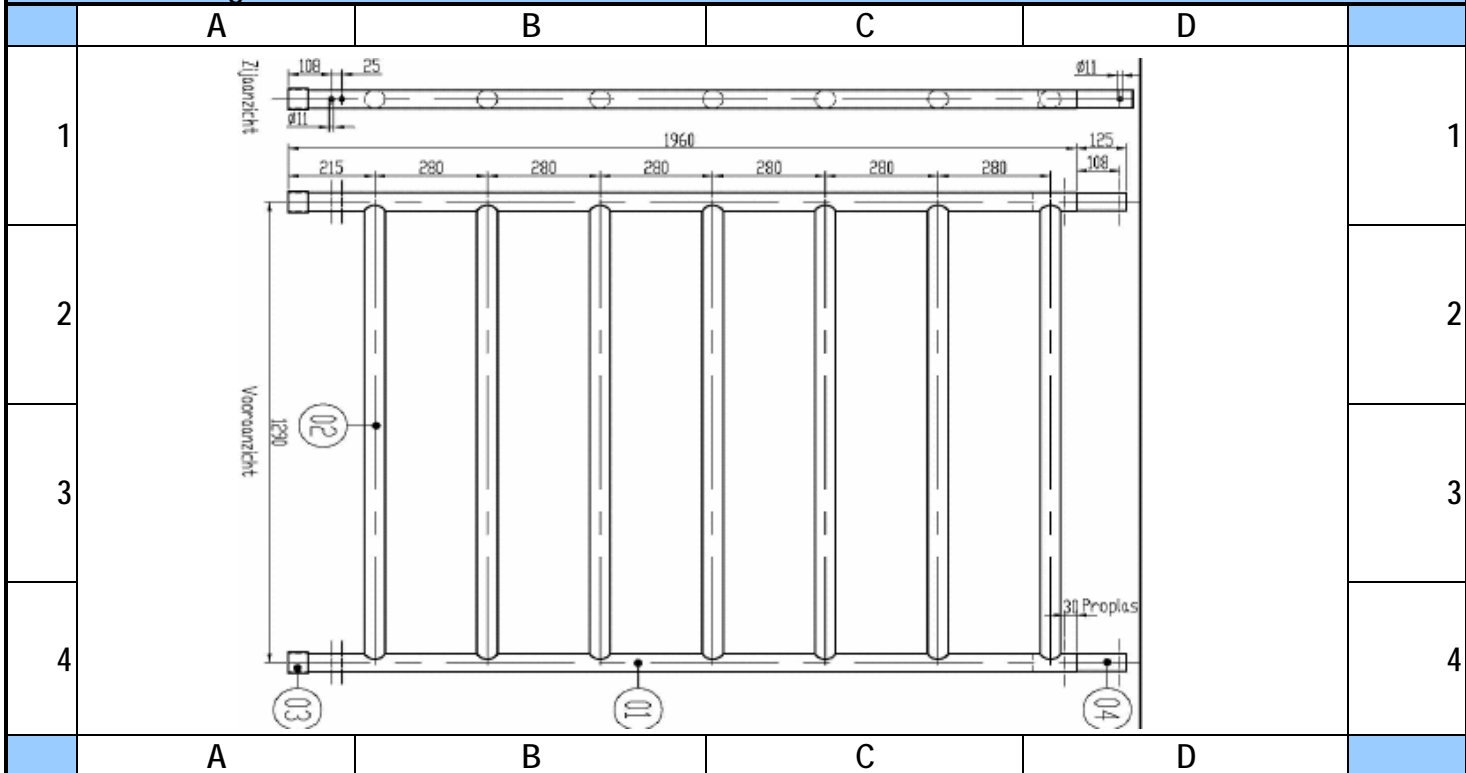
Final Inspection(验货报告)

AQL		Rate	Acceptable	Reject	Result
	CRITICAL	1	1	2	AC
	MAJOR	2.5	3	4	AC
	MINOR	4	5	6	AC

Inspection Data (尺寸数据)

Drawing location	SPEC.	Tolerance range		1	2	3	4	5	Tool	Result	Data Photos
B1	1960	1.5	-1.5	1961/1961	1960/1960	1959.5/1959.5	1959/1960	1959.5/1960	T	OK	
A3	1290	1.5	-1.5	1290	1290	1290	1290	1290	T	OK	
A1	215	1.5	-1.5	215	215	215	215	215	T	OK	
B1	280	1.5	-1.5	280	280	280	280	280	T	OK	
A1	108	0.2	-0.2	108.11	107.86	107.8	108.82	107.88	C	OK	
B1	25	0.2	-0.2	25.08	25.06	25.09	25.06	25.08	C	OK	
A1	∅11	0.2	-0.2	11.08	11.09	11.05	11.08	11.01	C	OK	
D1	125	123~125		123.6	123.01	124.34	123.22	123.28	C	OK	
D1	108	0.2	-0.2	108.2	108.11	108.18	108.16	108.18	C	OK	
B1+D1	2085	1.5	-1.5	2085/2085	2084/2084	2084/2085	2084/2084	2084/2085	T	OK	
	Tube dia. 51	1	-1	51.03	51.05	50.97	51.02	51.06	C	OK	
	Bus L. 50	1	-1	50.02	50.07	50.12	50.08	50.06	C	OK	
	Bus dia. 60	0.2	-0.2	59.8	59.82	59.84	59.82	59.88	C	OK	
	Diagonal 2346.5	1.5	-1.5	2348/2348	2347/2347	2347/2348	2347/2348	2347/2348	T	OK	





Attached Drawing 图纸如下:






Inspection tools			
Calliper=C	Ruler=R	Micrometer=M	Tape measure=T

Inspection Surface 表面检测



Requirements	a.No more than 5 big scratches. 大刮痕不可超过5处	b.No deformation 铝管没有变形
Photo Reference	Null	Null
Result	OK	OK
Requirements	c.No critical black circle around welding points. 焊点周围黑色须处理干净。	d.Welding must be smooth as per approved sample. 焊点须同确认样一样平滑。

Photo Reference		
Result	OK	OK
Requirements	e.First 2 stairs welding inside must be clean and smooth. 管内前面的两个焊点需处理干净且平滑。	f.No alum scraps inside after drilling holes. 钻孔之后铝管内不可有碎片。
Photo Reference		
Result	OK(with two welding point inside the tube)	OK

Inspection Package 包装检测

Requirements	1.Shipping mark 唛头	2.Each frames separated by papers,tightly tied by plastic tap. 每个梯子之间用纸皮隔开，并用打包绳包紧。	
		Thickness of paper 0.5mm or pack with parifoam 纸的厚度为0.5毫米。	Frames packing sound and can't move. 包装后产品不可移动。
Photo Reference			
Result	OK	OK	

Function Testing Instruction 功能检测

Requirements	Insert specified tube to go through 2 hole and first 2 welding points 用测试工具穿过梯子的两端，然后检测前面两焊点。	Make sure the 4 ending point touched the floor naturally. 确保4个点能自然的接触同一水平面。
Photo Reference		
Result	OK	OK
Requirements	Assembly test :Easily assemble with another ladder. 组装测试：两个梯子之间需非常容易的组装。	
Photo Reference		
Result	OK	

Conclusion

Some dimensions are out of tolerance,but the function is OK. 部分产品尺寸超出公差，但功能没问题。

Final Decision

Accept to Ship

Inspected by:Kenny

Date:2008-01-07

Approved by:Dick and Justin

Date:2008-01-08